













Time schedule

Malmsten Swim Open Stockholm 2023

Place: Eriksdalsbadet
Pool: 50m

Organizer: Sweden Aquatics
Competition Date: Apr 13, 2023 to Apr 16, 2023

Friday 14 April 2023 09:30 Heats

Start	Duration	Event	Nr of heats
 09:30		9 200m Freestyle Men Heats A Flight	6
 09:47		10 100m Butterfly Women Heats A Flight	6
 09:59		11 100m Breaststroke Men Heats A Flight	6
 10:11		12 400m Individual Medley Women Heats	4
 10:37		13 100m Butterfly Men Heats A Flight	6
 10:48		14 100m Backstroke Women Heats A Flight	6
 11:00		15 50m Backstroke Men Heats A Flight	5
 11:07		16 50m Breaststroke Women Heats A Flight	5
 11:15		9 200m Freestyle Men Heats B Flight	4
 11:27		10 100m Butterfly Women Heats B Flight	4
 11:36		11 100m Breaststroke Men Heats B Flight	5
 11:46		13 100m Butterfly Men Heats B Flight	3
 11:53		14 100m Backstroke Women Heats B Flight	5
 12:04		15 50m Backstroke Men Heats B Flight	6
 12:12		16 50m Breaststroke Women Heats B Flight	7
 12:22		17 1500m Freestyle Men Timed Finals	3

Session finished: 13:16



Start list

Malmsten Swim Open Stockholm 2023

Place: Eriksdalsbadet Organizer: Sweden Aquatics
 Pool: 50m Competition Date: Apr 13, 2023 to Apr 16, 2023

Event 9, 200m Freestyle Men

Sponsor: Arena

SWE Juniors



WR	1:42.00	Paul Biedermann	1986 Germany (GER)	Rome (ITA)	2009-07-28
ER	1:42.00	Paul Biedermann	1986 Germany (GER)	Rome (ITA)	2009-07-28
SR	1:46.50	Robin Hanson	2001 Spårvägen SF (SWE)	Budapest (HUN)	2021-05-20
MR	1:45.12	Danas Rapsys	1995 Lithuania (LTU)	Stockholm (SWE)	2018-04-06
WA-A	1:47.06				
EJM	1:52.09				
EYOF	1:55.51				

ID	Lane	Name	Born Team	Entry time	Start: 09:30
649	0	Eddie Peng	2007 VÄSBY SS	1:59.84	_____
700	1	Viktor Svärd	2005 SK ÄGIR	1:59.00	_____
374	2	Axel Gustavsson	2005 LIDINGÖ SK	1:58.78	_____
361	3	Ted Nilsson	2006 LANDSKRONA	1:55.94	_____
440	4	Tim Rogersson	2005 SK NEPTUN	1:52.82	_____
389	5	Lucas Humling	2005 LASS	1:55.40	_____
272	6	Hilding Hallberg	2005 HELSINGBORG	1:58.76	_____
716	7	Leon Rössger	2006 UDDEVALLA	1:58.92	_____
307	8	Erik Mulikov	2005 JÖNKÖPING	1:59.10	_____
527	9	Jonatan Eriksson	2006 SKK	2:00.96	_____

Event 9, 200m Freestyle Men

Heats 2 (10) A flight

ID	Lane	Name	Born Team	Entry time	Start: 09:33
713	0	Kalle Voigt	2001 SS04	2:01.09	_____
391	1	Markus Stahre	2004 LASS	2:00.68	_____
656	2	Linus Areblad	2004 VÄSBY SS	2:00.15	_____
540	3	Anton Witzell	2004 SK SYDSIM	1:59.70	_____
284	4	Nils Malmberg	2004 JÄRFÄLLA S	1:59.30	_____
180	5	Lucas Setekleiv Paturel	2004 TEAM SØR	1:59.47	_____
185	6	Istvan Akos Besenyi	2004 ULLENSAKER	1:59.98	_____
119	7	Til Schmidt	2003 SG RUHR	2:00.33	_____
253	8	Viggo Holst	2006 HELSINGBORG	2:01.01	_____
766	9	Nooa Matela	2005 FINLAND JR	2:01.12	_____

Event 9, 200m Freestyle Men

Heats 3 (10) A flight

ID	Lane	Name	Born Team	Entry time	Start: 09:36
761	0	Jesper Lietzén	2002 FINLAND	1:58.27	_____
384	1	Martin Falk	1999 LASS	1:57.64	_____
126	2	Amund Frøyland-Jensen	2005 KARMÖY	1:57.46	_____
383	3	William Barkehed	2003 LASS	1:57.18	_____
438	4	Morris Martin	2004 SK NEPTUN	1:56.24	_____
387	5	Henrik Lidström	2003 LASS	1:57.14	_____
270	6	Gustav Lind	2002 HELSINGBORG	1:57.39	_____
82	7	Richard Nagy	1993 SLOVAKIA	1:57.63	_____
133	8	Waldemar Palombi	2004 HELSINGFORS	1:58.24	_____
689	9	Oscar Wilhelmsson	2002 ÖSA	1:58.38	_____

Start list

Event 9, 200m Freestyle Men

ID	Lane	Name	Born Team	Entry time	Heats 4 (10) A flight Start: 09:38
99	0	Nans Mazellier	2004 FRANCE	1:55.54	_____
186	1	Oskar Farkas	2005 ULLENSAKER	1:53.24	_____
750	2	Luukas Vainio	2003 FINLAND	1:51.43	_____
58	3	Illia Linnyk	2001 UKRAINE	1:50.73	_____
96	4	Salvan Hadrien	1997 FRANCE	1:46.50	_____
44	5	Henning Mühlleitner	1997 NECKARSULM	1:48.88	_____
79	6	František Jablčník	2003 SLOVAKIA	1:51.25	_____
176	7	Oliver Sjøgaard-Andersen	2003 HOVEDSTAD	1:52.60	_____
495	8	Rasmus Hanson	2003 SPÅRVÄGEN	1:54.64	_____
782	9	Lari Tumanoff	2003 HELSINGFORS	1:55.95	_____

Event 9, 200m Freestyle Men

ID	Lane	Name	Born Team	Entry time	Heats 5 (10) A flight Start: 09:41
178	0	Sebastian Greisen	2004 HOVEDSTAD	1:55.23	_____
171	1	Gabriel Elmedyb	2004 HOVEDSTAD	1:52.92	_____
63	2	Vadym Naumenko	2003 UKRAINE	1:51.37	_____
122	3	Jon Jøntvedt	2003 BRYNE SK	1:49.43	_____
111	4	Danas Rapsys	1995 LITHUANIA	1:46.43	_____
97	5	Enzo Tesic	2000 FRANCE	1:47.94	_____
57	6	Michael Ripper	2001 ST ALBANS	1:51.14	_____
744	7	Lassi Haimi	2003 FINLAND	1:51.85	_____
200	8	Philip Johan Abad Slotsvik	2005 OI SVØMMING	1:54.58	_____
508	9	Adam Karlsson	2000 SPÅRVÄGEN	1:55.83	_____

Event 9, 200m Freestyle Men

ID	Lane	Name	Born Team	Entry time	Heats 6 (10) A flight Start: 09:44
141	0	Arthur Logan	2004 EDINBURGH	1:54.67	_____
68	1	Birk Lee Johansen	2002 TEAM SØR	1:52.82	_____
100	2	Jaz Dutilleux	2004 FRANCE	1:51.35	_____
1	3	Max Litchfield	1995 LIVORNO	1:48.91	_____
17	4	Felix Auböck	1996 LOUGHBOROUGH	1:45.11	_____
95	5	Roman Fuchs	1998 FRANCE	1:47.20	_____
84	6	Jakub Poliačik	2004 SLOVAKIA	1:50.92	_____
42	7	Kaspar Helde	2002 NECKARSULM	1:51.49	_____
199	8	Axel Sebastian Karal Melberg	2005 OI SVØMMING	1:53.58	_____
369	9	Oscar Bjering	2004 SK LAXEN	1:55.75	_____

Start list

Event 10, 100m Butterfly Women

SWE Juniors

Sponsor: Craft

CRAFT 

WR	55.48	Sarah Sjöström	1993 Sweden (SWE)	Rio de Janeiro (BRA)	2016-08-07
ER	55.48	Sarah Sjöström	1993 Sweden (SWE)	Rio de Janeiro (BRA)	2016-08-07
SR	55.48	Sarah Sjöström	1993 Södertörns SS (SWE)	Rio de Janeiro (BRA)	2016-08-07
SR14	1:11.79	Pernilla Lindberg	1994 S02 (SWE)	Tokyo (JPN)	2021-08-25
MR	55.68	Sarah Sjöström	1993 Södertörns SS (SWE)	Stockholm (SWE)	2016-03-31
WA-A	58.33				
EJM	1:01.73				
EYOF	1:03.18				

ID	Lane	Name	Born Team	Entry time	Start: 09:47
469	0	Amelia Johansson Lindkvist	2006 SK RAN	1:05.46	_____
650	1	Ella Renholm	2006 VÄSBY SS	1:04.75	_____
434	2	Felicia Klintemar	2005 SK NEPTUN	1:04.41	_____
719	3	Elise Käck	2006 VAIK SK	1:03.11	_____
587	4	Emmy Hällkvist	2008 TÄBY SIM	1:00.40	_____
595	5	Mathilda Sandberg	2005 TÄBY SIM	1:02.59	_____
436	6	Lovisa Ramsten	2005 SK NEPTUN	1:04.22	_____
483	7	Nellie Björkqvist	2007 SJÖBO SS	1:04.44	_____
581	8	Emma Alsén	2007 TÄBY SIM	1:05.00	_____
721	9	Erma Duratovic	2005 TRELLEBORG	1:05.53	_____

Event 10, 100m Butterfly Women

Heats 2 (10) A flight

ID	Lane	Name	Born Team	Entry time	Start: 09:49
785	0	Riina Niemi	2005 HELSINGFORS	1:07.20	_____
257	1	Emma Jönsson	2006 HELSINGBORG	1:07.09	_____
590	2	Elina Hellgren	2004 TÄBY SIM	1:07.03	_____
485	3	Sofie Jönsson	2007 SJÖBO SS	1:06.45	_____
476	4	Hannah Hemberg	2002 S02	1:06.34	_____
561	5	Mimmi Nordström Renlund	2007 SÖDERTÖRN	1:06.39	_____
717	6	Matilda Wassblad	2006 UDDEVALLA	1:06.93	_____
513	7	Ella Bolmstrand	2004 SKK	1:07.04	_____
89	8	Toska Helene Hartung	2005 LEIPZIG	1:07.11	_____
219	9	Clara Sandberg	2004 ELFSBORG	1:07.26	_____

Event 10, 100m Butterfly Women

Heats 3 (10) A flight

ID	Lane	Name	Born Team	Entry time	Start: 09:51
239	0	Julia Lindgren	2004 FALUN	1:05.99	_____
778	1	Edith Ervasti	2007 FINLAND JR	1:05.88	_____
672	2	Lilian Löwgren	2007 VÄSTERÅS	1:05.84	_____
796	3	Tuuli Pippuri	2005 CETUS	1:05.77	_____
287	4	Hannah Kinane	2006 JÄRFÄLLA S	1:05.58	_____
255	5	Hilda Hou Vasiliagou	2006 HELSINGBORG	1:05.64	_____
709	6	Alice Velden	2005 SS04	1:05.82	_____
735	7	Nadin Szeghalmi	2005 SPIF SF	1:05.85	_____
286	8	Felicia Göthberg	2004 JÄRFÄLLA S	1:05.94	_____
477	9	Ella Holmqvist	2005 S02	1:06.31	_____

Start list

Event 10, 100m Butterfly Women

ID	Lane	Name	Born Team	Entry time	Heats 4 (10) A flight Start: 09:53
765	0	Mirelle Hirsiniemi	2007 FINLAND JR	1:04.92	_____
771	1	Lotta Moilanen	2006 FINLAND JR	1:03.93	_____
4	2	Marika Surova	2002 KOMET BRNO	1:03.62	_____
177	3	Regitze Gaard	2001 HOVEDSTAD	1:01.52	_____
238	4	Sara Junevik	2000 FALUN	58.97	_____
167	5	Viktoriia Kostromina	2004 RUTGER	1:01.44	_____
174	6	Mathilde Møller	2007 HOVEDSTAD	1:02.74	_____
807	7	Venla Holma	2008 ÅSKAU	1:03.75	_____
104	8	Polina Timofejeva	2005 KALEVI	1:04.42	_____
817	9	Lilli Kulpakko	2005 TuUL	1:05.53	_____

Event 10, 100m Butterfly Women

ID	Lane	Name	Born Team	Entry time	Heats 5 (10) A flight Start: 09:55
390	0	Thilde Smedbäck	2004 LASS	1:04.66	_____
117	1	Sirena Rowe	1998 COLOMBIA	1:03.90	_____
503	2	Linnea Gipperth	2003 SPÅRVÄGEN	1:03.42	_____
263	3	Ida Liljeqvist	1999 HELSINGBORG	1:01.49	_____
7	4	Farida Osman	1995 EGYPT	57.66	_____
775	5	Aliisa Soini	2007 FINLAND JR	1:01.40	_____
395	6	Kristina Orban	2004 MKK	1:02.44	_____
425	7	Kiira Mauranen	1999 SK NEPTUN	1:03.72	_____
3	8	Alena Benesova	1998 KOMET BRNO	1:03.99	_____
484	9	Thea Brünjes	2004 SJÖBO SS	1:05.38	_____

Event 10, 100m Butterfly Women

ID	Lane	Name	Born Team	Entry time	Heats 6 (10) A flight Start: 09:56
547	0	Emilia Christiansen	1999 SÖDERTÄLJE	1:04.44	_____
347	1	Emelie Ek-Wärn	2004 LANDSKRONA	1:03.84	_____
465	2	Hanna Bergman	2001 POSEIDON	1:03.09	_____
94	3	Maty Ndoye-Brouard	2004 FRANCE	1:01.48	_____
262	4	Louise Hansson	1996 HELSINGBORG	56.48	_____
743	5	Laura Lahtinen	2003 FINLAND	59.99	_____
5	6	Adela Varinova	2000 KOMET BRNO	1:01.87	_____
162	7	Elinor Schinsky	2004 RUTGER	1:03.63	_____
799	8	Mia Pentti	2002 JoUS	1:03.97	_____
784	9	Jenna Pulkkinen	2004 HELSINGFORS	1:05.27	_____

Start list

Event 11, 100m Breaststroke Men

SWE Juniors

Sponsor: Pahlén



WR	56.88	Adam Peaty	1994 Great Britain (GBR)	Gwangju (KOR)	2019-07-21
ER	56.88	Adam Peaty	1994 Great Britain (GBR)	Gwangju (KOR)	2019-07-21
SR	1:00.08	Erik Persson	1994 Kungsbacka SS (SWE)	Budapest (hun)	2017-07-23
MR	1:00.03	Lucas Matzerath	2000 SG Frankfurt (GER)	Stockholm (SWE)	2021-04-09
WA-A	59.75				
EJM	1:03.89				
EYOF	1:06.51				

ID	Lane	Name	Born Team	Entry time	Start: 09:59
399	0	Stefan Ivan	2007 MKK	1:07.48	_____
298	1	Jasper Schimmel	2006 JÖNKÖPING	1:06.79	_____
660	2	Oliver Munn	2007 VÄSBY SS	1:05.96	_____
338	3	Jacob Olsson	2006 KSLs	1:05.29	_____
320	4	Axel Gladher	2006 KARLSKRONA	1:03.81	_____
244	5	Hugo Swanson	2006 GÄVLE SS	1:04.99	_____
463	6	Vincent Johnson	2006 OSBY SS	1:05.32	_____
556	7	Gustav Storell	2006 SÖDERTÖRN	1:06.79	_____
299	8	Anton Hegmegi	2005 JÖNKÖPING	1:07.30	_____
242	9	Sebastian Stolt	2006 GÄVLE SS	1:07.94	_____

Event 11, 100m Breaststroke Men

Heats 2 (11) A flight

ID	Lane	Name	Born Team	Entry time	Start: 10:01
423	0	Theo Djuphammar	2005 SK NEPTUN	1:08.48	_____
666	1	Gustav Ulfvebrand	2003 VÄSTERÅS	1:08.38	_____
653	2	Iyas Kalash	2004 VÄSBY SS	1:08.10	_____
50	3	Jorven Nopponen	2005 VIIMSI	1:07.60	_____
740	4	Anthon Huasson	2004 RINGSJÖ SK	1:07.48	_____
134	5	Halvor Arne Borgstrøm	1997 RANDABERG	1:07.48	_____
359	6	Lucas Lindblom	2000 LANDSKRONA	1:07.84	_____
714	7	Oskar Gustafson	2002 UDDEVALLA	1:08.16	_____
372	8	Linus Hedström	2007 SK LAXEN	1:08.40	_____
593	9	Eric Risland	2006 TÄBY SIM	1:08.48	_____

Event 11, 100m Breaststroke Men

Heats 3 (11) A flight

ID	Lane	Name	Born Team	Entry time	Start: 10:03
673	0	Lucas Sterling	2004 VÄSTERÅS	1:07.15	_____
192	1	Anders Eide Haugholt	2002 OI SVØMMING	1:06.98	_____
621	2	Martin Schön	2003 UPSALA S	1:06.57	_____
139	3	Liam Davis	2000 EDINBURGH	1:05.86	_____
424	4	Markus Charlton	2001 SK NEPTUN	1:05.40	_____
637	5	Elias Lyth	2004 WISBY SS	1:05.69	_____
589	6	Hugo Westholm	2004 TÄBY SIM	1:06.11	_____
403	7	Elliot Fielder	2003 MOTALA SS	1:06.66	_____
145	8	Emil Morawski	2004 EDINBURGH	1:07.03	_____
496	9	David Kaspervik	2003 SPÅRVÄGEN	1:07.21	_____

Start list

Event 11, 100m Breaststroke Men

ID	Lane	Name	Born Team	Entry time	Heats 4 (11) A flight Start: 10:05
437	0	Hjalmar Mueller	2004 SK NEPTUN	1:05.16	_____
191	1	Thomas Alexander Fardal	1997 OI SVØMMING	1:04.51	_____
77	2	Adam Halas	1998 SLOVAKIA	1:03.15	_____
60	3	Maksym Ovchinnikov	2003 UKRAINE	1:01.42	_____
21	4	Melvin Imoudu	1999 POTSDAM	1:00.21	_____
11	5	Matej Zabojnik	2000 CZECH	1:00.63	_____
746	6	Davin Lindholm	2004 FINLAND	1:02.13	_____
654	7	Karl Frylmark	1999 VÄSBY SS	1:03.78	_____
570	8	August Eriksson	2004 TUREBERG	1:04.96	_____
193	9	Mathias Somogyi Hoseth	2003 OI SVØMMING	1:05.40	_____

Event 11, 100m Breaststroke Men

ID	Lane	Name	Born Team	Entry time	Heats 5 (11) A flight Start: 10:07
106	0	Lars Sebastian Antoniak	2005 KALEVI	1:05.04	_____
749	1	Mihail Khanoukaev	2002 FINLAND	1:03.87	_____
54	2	Jørgen Scheie Bråthen	1995 LAMBERTSET	1:02.40	_____
748	3	Miikka Ruohoniemi	1993 FINLAND	1:01.41	_____
70	4	Valentin Bayer	1999 AUSTRIA	59.54	_____
753	5	Matti Mattsson	1993 FINLAND	1:00.37	_____
754	6	Olli Kokko	1994 FINLAND	1:01.93	_____
80	7	Tomáš Klobučník	1990 SLOVAKIA	1:03.52	_____
380	8	Tom Andersson	1998 LASS	1:04.68	_____
190	9	Magnus Reinholdt Belsvik	2002 OI SVØMMING	1:05.33	_____

Event 11, 100m Breaststroke Men

ID	Lane	Name	Born Team	Entry time	Heats 6 (11) A flight Start: 10:08
217	0	Elliot Olsson	1999 ELFSBORG	1:04.96	_____
266	1	August Mathisen	2001 HELSINGBORG	1:03.84	_____
762	2	Ari-Pekka Liukkonen	1989 FINLAND	1:02.14	_____
69	3	Christopher Rothbauer	1998 AUSTRIA	1:01.23	_____
67	4	Lucas Matzerath	2000 SG FRANKFURT	59.35	_____
64	5	Volodymyr Lisovets	2004 UKRAINE	1:00.28	_____
118	6	Yannis M. Willim	1999 SG RUHR	1:01.67	_____
354	7	Emil Hassling	2000 LANDSKRONA	1:03.31	_____
804	8	Julius Nyberg	2002 Aalto	1:04.62	_____
407	9	Alvin Välkki	2004 MASS	1:05.22	_____

Start list

Event 12, 400m Individual Medley Women

Heats 1 (4)

Sponsor: Malmsten



WR	4:25.87	Summer McIntosh	2006 Canada (CAN)	Toronto (CAN)	2023-04-01
ER	4:26.36	Katinka Hosszu	1989 Hungary (HUN)	Rio de Janeiro (BRA)	2016-08-06
SR	4:38.46	Stina Gardell	1990 Spårvägen SF (SWE)	Debrecen (HUN)	2012-05-21
MR	4:33.06	Katinka Hosszu	1989 Iron Swim Budapest (HUN)	Stockholm (SWE)	2019-04-13
WA-A	4:43.06				
EJM	5:02.47				
EYOF	5:08.76				

ID	Lane	Name	Born Team	Entry time	Start: 10:11
	0				
	1				
772	2	Daniela Lietzén	2006 FINLAND JR	5:09.16 S	
622	3	Ida Svensson	2006 UPSALA S	5:34.85	
706	4	Else Jomaa	2004 SS04	5:31.29	
474	5	Louise Ahlstedt	2008 S02	5:32.52	
181	6	Solveig Høigaard Bratland	2003 TEAM SØR	5:06.94 S	
52	7	Karola Paju	2008 VIIMSI	5:21.64 S	
	8				
	9				

Event 12, 400m Individual Medley Women

Heats 2 (4)

ID	Lane	Name	Born Team	Entry time	Start: 10:17
475	0	Tova Axelsson	2007 S02	5:29.66	
416	1	Malva Eriksson	2006 SK NEPTUN	5:25.96	
681	2	Nina Gustavsson	2006 VÄXJÖ SS	5:24.06	
415	3	Linnea Farrar	2006 SK NEPTUN	5:22.42	
439	4	Lilly Eriksson	2004 SK NEPTUN	5:20.98	
485	5	Sofie Jönsson	2007 SJÖBO SS	5:21.12	
808	6	Linnea Koski	2007 ÅSKAU	5:23.84	
443	7	Amelia Gustafsson	2006 SK NEPTUN	5:24.84	
444	8	Anna Eneroth	2007 SK NEPTUN	5:28.68	
517	9	Sofia Bang	2007 SKK	5:29.71	

Event 12, 400m Individual Medley Women

Heats 3 (4)

ID	Lane	Name	Born Team	Entry time	Start: 10:24
499	0	Alma Thunberg	2005 SPÅRVÄGEN	5:19.96	
322	1	Linnea Lindberg	2005 KARLSTAD	5:13.53	
769	2	Wilma Sundt	2006 FINLAND JR	5:07.07	
74	3	Fabienne Pavlik	2004 AUSTRIA	5:02.02	
790	4	Louna Kasvio	2006 SGR	4:51.66	
309	5	Annie Hegmegi	2003 JÖNKÖPING	4:58.39	
179	6	Sofie Maagøe	2003 HOVEDSTAD	5:03.51	
367	7	Valeriia Khatsarevych	2006 SK LAXEN	5:12.63	
490	8	Felicia Östlund	2002 SKURU IK	5:17.55	
626	9	Nike Söderström	2007 UPSALA S	5:20.91	

Start list

Event 12, 400m Individual Medley Women

Heats 4 (4)

ID	Lane	Name	Born Team	Entry time	Start: 10:30
130	0	Sara Larsen	2006 KARMÖY	5:18.35	_____
164	1	Katherine Lang	2004 RUTGER	5:12.85	_____
776	2	Sofie Nauklér	2006 FINLAND JR	5:04.91	_____
715	3	Lina Nielsen	2005 UDDEVALLA	5:01.76	_____
431	4	Lisa Nystrand	2006 SK NEPTUN	4:47.65	_____
20	5	Chiara Klein	2004 POTSDAM	4:51.80	_____
745	6	Ada Hakkarainen	2005 FINLAND	5:02.59	_____
248	7	Johanna Edgren	2004 GÖTEBORG	5:10.79	_____
289	8	Isabella Westberg	2007 JÄRFÄLLA S	5:14.95	_____
529	9	Elvira Lönnberg Flores	2006 SKK	5:20.36	_____

Event 13, 100m Butterfly Men

SWE Juniors

Sponsor: **Arena**



WR	49.45	Caeleb Dressel	1996 USA (USA)	Tokyo (JPN)	2021-07-31
ER	49.68	Kristof Milak	2000 Hungary (HUN)	Tokyo (JPN)	2021-07-31
SR	52.00	Lars Frölander	1974 Sundsvalls SS (SWE)	Sydney (aus)	2000-09-22
MR	52.12	Philip Heintz	1991 SV Nikar Heidelberg (GER)	Stockholm (SWE)	2017-04-09
WA-A	51.96				
EJM	54.93				
EYOF	56.83				

ID	Lane	Name	Born Team	Entry time	Start: 10:37
599	0	Leo Gülerüz	2006 TÄBY SIM	59.80	_____
586	1	William Lagerlöf	2007 TÄBY SIM	59.47	_____
649	2	Eddie Peng	2007 VÄSBY SS	58.67	_____
313	3	Szymon Machaj	2006 KALMAR SS	58.13	_____
216	4	Henrik Kraemer	2005 ELFSBORG	56.87	_____
401	5	Bill Beckman	2005 MKK	57.15	_____
500	6	William Erneholm	2006 SPÄRVÄGEN	58.33	_____
228	7	Mario Orrego	2006 ESKILSTUNA	58.87	_____
556	8	Gustav Storell	2006 SÖDERTÖRN	59.70	_____
535	9	Danny Simaleza	2005 SUNDSVALL	1:00.38	_____

Event 13, 100m Butterfly Men

Heats 2 (9) A flight

ID	Lane	Name	Born Team	Entry time	Start: 10:39
536	0	Viktor Tjernström	2007 SUNDSVALL	1:00.87	_____
567	1	Victor Borg	2005 SK TRITON	1:00.72	_____
455	2	Carl Bönnemark	2006 NKK	1:00.55	_____
408	3	Arvid Höglund	2005 MASS	1:00.48	_____
525	4	Samuel Lönnberg-Flores	2008 SKK	1:00.41	_____
660	5	Oliver Munn	2007 VÄSBY SS	1:00.42	_____
342	6	Anton Windeman	2006 KUNGSBACKA	1:00.55	_____
361	7	Ted Nilsson	2006 LANDSKRONA	1:00.61	_____
307	8	Erik Mulikov	2005 JÖNKÖPING	1:00.81	_____
596	9	Caspian Humble	2005 TÄBY SIM	1:00.90	_____

Start list

Event 13, 100m Butterfly Men

ID	Lane	Name	Born Team	Entry time
507	0	Jonas Malmring	2001 SPÅRVÄGEN	59.79
83	1	Radoslav Polčič	2005 SLOVAKIA	59.49
435	2	Emil Gunnarsson	2004 SK NEPTUN	59.08
657	3	Marcus Johnsson	2002 VÄSBY SS	58.65
406	4	Max Swegmark	2004 MASS	58.28
663	5	William Malmborg	2003 VÄSBY SS	58.34
429	6	Dennis Partanen	2003 SK NEPTUN	59.02
194	7	Ole Marius Rist Jensen	2001 OI SVØMMING	59.24
737	8	Oliver Rasool	2003 SPIF SF	59.67
328	9	Marcus Bülund	2004 KARLSTAD	1:00.34

Heats 3 (9) A flight

Start: 10:40

Event 13, 100m Butterfly Men

ID	Lane	Name	Born Team	Entry time
352	0	Alfred Christensson	1998 LANDSKRONA	57.81
407	1	Alvin Vätkki	2004 MASS	56.51
354	2	Emil Hassling	2000 LANDSKRONA	55.18
77	3	Adam Halas	1998 SLOVAKIA	54.02
820	4	Nikola Miljenic	1998 CROATIA	52.38
43	5	Ramon Klenz	1998 NECKARSULM	53.03
71	6	Mark Horvath	2004 AUSTRIA	54.52
268	7	Dante Vollmer	2001 HELSINGBORG	55.47
506	8	Oliver Erneholm	2003 SPÅRVÄGEN	57.38
188	9	Christian Toussi	2005 ULLENSAKER	57.94

Heats 4 (9) A flight

Start: 10:42

Event 13, 100m Butterfly Men

ID	Lane	Name	Born Team	Entry time
221	0	Charlie Skoglund Macmillan	2004 ELFSBORG	57.53
538	1	Jens Christiansen	2001 SK SYDSIM	56.28
311	2	Albin Lövgren	1999 JÖNKÖPING	54.76
61	3	Denys Kesil	2000 UKRAINE	53.24
149	4	Daniel Zaitsev	1997 GARANT	52.23
150	5	Alex Ahtiainen	2001 GARANT	52.82
265	6	Victor Klingeryd Jalamo	2000 HELSINGBORG	54.17
81	7	Samuel Košťál	2006 SLOVAKIA	55.36
182	8	Oskar Erklev	2005 TEAM SØR	56.98
274	9	Axel Auer	2003 HELSINGBORG	57.85

Heats 5 (9) A flight

Start: 10:44

Event 13, 100m Butterfly Men

ID	Lane	Name	Born Team	Entry time
488	0	Arvid Hallenborg	2002 SKURU IK	57.41
146	1	Igor Shuvalov	2003 EDINBURGH	55.92
144	2	Ben Carr	1999 EDINBURGH	54.73
356	3	Oskar Hoff	1998 LANDSKRONA	53.24
98	4	Maxime Grousset	1999 FRANCE	52.00
156	5	Rasmus Nickelsen	2003 HELSINGØR	52.54
157	6	Tobias Dan	2002 HELSINGØR	54.10
724	7	Jacob Danielsson	1998 SPIF SF	55.35
200	8	Philip Johan Abad Slotsvik	2005 OI SVØMMING	56.61
427	9	Carl Wennerholm	2002 SK NEPTUN	57.83

Heats 6 (9) A flight

Start: 10:45

Start list

Event 14, 100m Backstroke Women

SWE Juniors

Sponsor: **Craft**

CRAFT 

WR	57.45	Kaylee McKeown	2001 Australia (AUS)	Adelaide (AUS)	2021-06-13
ER	58.08	Kathleen Dawson	1997 Great Britain (GBR)	Budapest (HUN)	2021-05-23
SR	59.62	Michelle Coleman	1993 Spårvägen SF (SWE)	Rome (ITA)	2021-06-26
SR14	1:13.29	Pernilla Lindberg	1994 S02 (SWE)	Madeira (POR)	2022-06-18
MR	59.83	Louise Hansson	1996 Helsingborgs Simsällskap	Stockholm (SWE)	2022-04-10
WA-A	1:00.59				
EJM	1:04.19				
EYOF	1:05.73				

ID	Lane	Name	Born Team	Entry time	Start: 10:48
564	0	Zinna Bengtsson Nimander	2005 SK TRITON	1:08.03	_____
651	1	Elsa Svahn	2007 VÄSBY SS	1:07.01	_____
223	2	Alma Strömberg	2007 ELFSBORG	1:06.74	_____
251	3	Astrid Lönn	2008 HARNÄS SKU	1:06.20	_____
467	4	Isabella Nilsson	2008 POSEIDON	1:05.42	_____
595	5	Mathilda Sandberg	2005 TÄBY SIM	1:05.49	_____
337	6	Vicky Luc	2007 KSLs	1:06.31	_____
445	7	Sara Loffer	2006 SK NEPTUN	1:06.96	_____
220	8	Elsa Sjöström	2006 ELFSBORG	1:07.63	_____
686	9	Tilda Stenmark	2007 ÄNGELHOLM	1:08.16	_____

Event 14, 100m Backstroke Women

Heats 2 (11) A flight

ID	Lane	Name	Born Team	Entry time	Start: 10:50
417	0	Julia Rodriguez Råms	2007 SK NEPTUN	1:09.62	_____
802	1	Petra Ansaranta	2004 OU	1:09.16	_____
88	2	Tara Hartung	2003 LEIPZIG	1:08.82	_____
168	3	Caroline Wiuff Jensen	2004 HOVEDSTAD	1:08.77	_____
582	4	Elin Javehed	2009 TÄBY SIM	1:08.56	_____
319	5	Siri Lindén	2005 KARLSKRONA	1:08.59	_____
259	6	Wilma Hultberg Kullberg	2007 HELSINGBORG	1:08.79	_____
580	7	Ida Ösund-Ireland	2007 TÄBY SIM	1:08.98	_____
475	8	Tova Axelsson	2007 S02	1:09.40	_____
688	9	Tilde Rilvén	2008 ÖSA	1:10.04	_____

Event 14, 100m Backstroke Women

Heats 3 (11) A flight

ID	Lane	Name	Born Team	Entry time	Start: 10:52
477	0	Ella Holmqvist	2005 S02	1:08.41	_____
162	1	Elinor Schinsky	2004 RUTGER	1:08.25	_____
89	2	Toska Helene Hartung	2005 LEIPZIG	1:08.05	_____
105	3	Loreen Ulp	2006 KALEVI	1:07.64	_____
396	4	Davilda Lareva	2000 MKK	1:06.53	_____
78	5	Alexandra Hrnčárová	2006 SLOVAKIA	1:07.45	_____
547	6	Emilia Christiansen	1999 SÖDERTÄLJE	1:07.78	_____
707	7	Isa Lundgren Sonnergren	2004 SS04	1:08.19	_____
807	8	Venla Holma	2008 ÅSKAUi	1:08.37	_____
513	9	Ella Bolmstrand	2004 SKK	1:08.56	_____

Start list

Event 14, 100m Backstroke Women

ID	Lane	Name	Born Team	Entry time	Heats 4 (11) A flight Start: 10:54
747	0	Fanny Teijonsalo	1996 FINLAND	1:06.24	_____
691	1	Magdalena Hagsten Skarda	2003 ÖSA	1:04.89	_____
760	2	Hilla Kortetjärvi	1996 FINLAND	1:04.22	_____
159	3	Victoria Bierre	2000 HELSINGØR	1:01.69	_____
93	4	Mary-Ambre Moluh	2005 FRANCE	59.67	_____
262	5	Louise Hansson	1996 HELSINGBORG	59.83	_____
110	6	Ioanna Sacha	1999 GREECE	1:02.93	_____
85	7	Tamara Potocká	2002 SLOVAKIA	1:04.24	_____
797	8	Laura Kousa	2005 CETUS	1:05.43	_____
166	9	Grace Hagemaster	2003 RUTGER	1:06.38	_____

Event 14, 100m Backstroke Women

ID	Lane	Name	Born Team	Entry time	Heats 5 (11) A flight Start: 10:56
386	0	Vera Karlsson	2003 LASS	1:06.22	_____
382	1	Miranda Arvidsson	1998 LASS	1:04.28	_____
816	2	Vilma Leppähaara	2005 TuUL	1:03.81	_____
47	3	Adela Piskorska	2003 LUBLIN	1:01.04	_____
92	4	Emma Terebo	1998 FRANCE	59.64	_____
9	5	Laura Riedemann	1998 SV HALLE	59.82	_____
752	6	Lotta Upanne	1998 FINLAND	1:02.64	_____
310	7	Trine Forss	2003 JÖNKÖPING	1:04.23	_____
803	8	Susanne Hirvonen	1997 Aalto	1:05.39	_____
347	9	Emelie Ek-Wärn	2004 LANDSKRONA	1:06.32	_____

Event 14, 100m Backstroke Women

ID	Lane	Name	Born Team	Entry time	Heats 6 (11) A flight Start: 10:57
503	0	Linnea Gipperth	2003 SPÅRVÄGEN	1:06.13	_____
795	1	Peppi Siirtola	2002 CETUS	1:04.26	_____
451	2	Elise Öberg	2002 NJURUNDA	1:03.77	_____
267	3	Hanna Rosvall	2000 HELSINGBORG	1:00.66	_____
505	4	Michelle Coleman	1993 SPÅRVÄGEN	59.62	_____
14	5	Catie Deloof	1997 LOUGHBOROUGH	59.71	_____
72	6	Lena Grabowski	2002 AUSTRIA	1:02.27	_____
18	7	Jena MacDougald	2003 DUBLIN	1:04.22	_____
197	8	Malena Amelie Liskén	2003 OI SVØMMING	1:05.02	_____
155	9	Susanne Steinnes	2005 STAVANGER	1:06.27	_____

Start list

Event 15, 50m Backstroke Men

Heats 1 (11) A flight

Sponsor: **Pahlén**



WR	23.71	Hunter Armstrong	2000 USA (USA)	Greensboro (USA)	2022-04-28
ER	23.80	Kliment Kolesnikov	2000 Russia (RUS)	Budapest (HUN)	2021-05-18
SR	25.10	Björn Seeliger	2000 Stockholms KK (SWE)	Linköping (SWE)	2022-07-01
MR	24.49	Robert-Andrei Glinta	1997 Romainia (ROU)	Stockholm (SWE)	2022-04-10
WA-A	25.16				

ID	Lane	Name	Born Team	Entry time	Start: 11:00
421	0	Kasper Lee	2008 SK NEPTUN	28.69	_____
432	1	Oliver Albinzon	2005 SK NEPTUN	28.58	_____
384	2	Martin Falk	1999 LASS	28.52	_____
362	3	Hampus Svensson	1999 LANDSKRONA	28.35	_____
482	4	Philip Zasowski	2002 S02	28.31	_____
689	5	Oscar Wilhelmsson	2002 ÖSA	28.33	_____
128	6	Johan Instebø	2004 KARMÖY	28.35	_____
211	7	Anes Cavka	1999 ELFSBORG	28.54	_____
563	8	Mattias Kvist	2003 SÖDERTÖRN	28.59	_____
366	9	Petter Bergdahl	2005 SK LAXEN	28.73	_____

Event 15, 50m Backstroke Men

Heats 2 (11) A flight

ID	Lane	Name	Born Team	Entry time	Start: 11:01
333	0	Melvin Carlsson	2005 KSLS	28.13	_____
42	1	Kaspar Helde	2002 NECKARSULM	28.07	_____
704	2	Oskar Fridsell	2003 SS04	27.84	_____
693	3	Simon Baastad	2002 ÖSA	27.70	_____
188	4	Christian Toussi	2005 ULLENSAKER	27.62	_____
353	5	Christoffer Dellhede	2001 LANDSKRONA	27.63	_____
531	6	Albin Hedlund	2003 SUNDSVALL	27.81	_____
537	7	Jason Walterstad	2004 SUNDSVALL	27.87	_____
604	8	Magnus Lindström	2004 UMEÅ SS	28.09	_____
270	9	Gustav Lind	2002 HELSINGBORG	28.31	_____

Event 15, 50m Backstroke Men

Heats 3 (11) A flight

ID	Lane	Name	Born Team	Entry time	Start: 11:03
673	0	Lucas Sterling	2004 VÄSTERÅS	27.26	_____
767	1	Ajjuub Ezzat	2005 FINLAND JR	27.05	_____
6	2	David Ludvik	2002 KOMET BRNO	26.63	_____
758	3	Ronny Brännkärr	2002 FINLAND	26.10	_____
12	4	Tomas Franta	1998 CZECH	25.12	_____
116	5	Omar Pinzon	1989 COLOMBIA	25.92	_____
780	6	Niki Karlsson	2000 HELSINGFORS	26.47	_____
781	7	Niko Mäkelä	1998 HELSINGFORS	26.90	_____
642	8	Melker Rosengren	2003 VÄSBY SS	27.13	_____
723	9	Erik Brandt	1999 SPIF SF	27.53	_____

Start list

Event 15, 50m Backstroke Men

ID	Lane	Name	Born Team	Entry time	Heats 4 (11) A flight
					Start: 11:04
540	0	Anton Witzell	2004 SK SYDSIM	27.21	_____
794	1	Eetu Alitalo	1999 CETUS	26.99	_____
76	2	Patrik Folťan	2004 SLOVAKIA	26.55	_____
196	3	Markus Lie	1995 OI SVØMMING	26.07	_____
10	4	Miroslav Knedla	2005 CZECH	25.12	_____
158	5	Nicklas Östman	2002 HELSINGØR	25.87	_____
148	6	Armin Evert Lelle	1999 VIIMSI	26.37	_____
143	7	Jordon McPhail	2003 EDINBURGH	26.88	_____
620	8	Adi Ramovic	2004 UPSALA S	27.09	_____
221	9	Charlie Skoglund Macmillan	2004 ELFSBORG	27.41	_____

Event 15, 50m Backstroke Men

ID	Lane	Name	Born Team	Entry time	Heats 5 (11) A flight
					Start: 11:05
398	0	Ivar Mengelbier	2007 MKK	27.21	_____
597	1	Noah Juhlin Fredriksson	2005 TÄBY SIM	26.90	_____
151	2	Alan Smok	2005 GARANT	26.47	_____
8	3	Metin Aydin	1995 TURKEY	26.02	_____
814	4	Yakov Yan Toumarkin	1992 ISRAEL	25.09	_____
62	5	Oleksandr Zheltiakov	2005 UKRAINE	25.72	_____
113	6	Marcel Wagrowski	1999 LODZ	26.24	_____
504	7	Samuel Törnqvist	1997 SPÅRVÄGEN	26.77	_____
81	8	Samuel Košťál	2006 SLOVAKIA	27.07	_____
334	9	Jacob Glans	2006 KSL S	27.30	_____

Event 16, 50m Breaststroke Women

Heats 1 (12) A flight

Sponsor: **Malmsten**



WR	29.30	Benedetta Pilato	2005 Italy (ITA)	Budapest (HUN)	2021-05-22
ER	29.30	Benedetta Pilato	2005 Italy (ITA)	Budapest (HUN)	2021-05-22
SR	30.05	Jennie Johansson	1988 SK Neptun (SWE)	Kazan (RUS)	2015-08-09
MR	30.13	Ruta Meilutyte	1997 Plymouth Leander (LTU)	Stockholm (SWE)	2016-03-31
WA-A	31.02				

ID	Lane	Name	Born Team	Entry time	Start: 11:07
775	0	Aliisa Soini	2007 FINLAND JR	34.65	_____
576	1	Emma Parsons	2002 TYRESÖ SS	34.58	_____
231	2	Sammi Thai	2005 ESKILSTUNA	34.46	_____
692	3	Alma Mühr	2005 ÖSA	34.38	_____
271	4	Alva Landälv	2005 HELSINGBORG	34.17	_____
235	5	Louise Haglöf	2003 FALUN	34.21	_____
49	6	Paige Van Der Wesithuizen	2003 STIRLING	34.40	_____
759	7	Pinja Taskila	2004 FINLAND	34.47	_____
75	8	Nina Gangl	2003 AUSTRIA	34.63	_____
591	9	Tindra Karjanmaa	2004 TÄBY SIM	34.70	_____

Start list

Event 16, 50m Breaststroke Women

ID	Lane	Name	Born Team	Entry time	Heats 2 (12) A flight Start: 11:08
132	0	Mina Medhaug Rossebø	2006 KARMÖY	34.02	_____
768	1	Ellen Kaituri	2006 FINLAND JR	33.98	_____
784	2	Jenna Pulkkinen	2004 HELSINGFORS	33.75	_____
705	3	Leah Ishaq	2006 SS04	33.61	_____
779	4	Emmi Nieminen	2006 CETUS	33.42	_____
708	5	Sophia Norén	1998 SS04	33.57	_____
546	6	Vilma Lindberg	2004 SÖDERTÄLJE	33.63	_____
102	7	Marie Toompuu	2004 KALEVI	33.84	_____
46	8	Nàdia Tudó Cubells	1997 NECKARSULM	33.99	_____
603	9	Moa Nyblom	2005 TÄBY SIM	34.16	_____

Event 16, 50m Breaststroke Women

ID	Lane	Name	Born Team	Entry time	Heats 3 (12) A flight Start: 11:10
85	0	Tamara Potocká	2002 SLOVAKIA	33.29	_____
103	1	Mariangela Boitsuk	2004 KALEVI	33.17	_____
460	2	Sara Wallberg	1999 NKK	32.65	_____
757	3	Anniina Murto	2001 FINLAND	31.54	_____
264	4	Sophie Hansson	1998 HELSINGBORG	30.56	_____
302	5	Klara Thormalm	1998 JÖNKÖPING	31.38	_____
441	6	Linnea Lindberg	1996 SK NEPTUN	32.19	_____
365	7	Lina Dahlgren	2005 SK LAXEN	32.81	_____
394	8	Klara Lindqvist	2005 LULEÅ SS	33.24	_____
140	9	Olwyn Cooke	2003 EDINBURGH	33.42	_____

Event 16, 50m Breaststroke Women

ID	Lane	Name	Born Team	Entry time	Heats 4 (12) A flight Start: 11:11
449	0	Elsa Bergh	2002 NJURUNDA	33.29	_____
153	1	Karen Knutsen Klepp	2008 STAVANGER	33.10	_____
751	2	Jenna Laukkanen	1995 FINLAND	32.52	_____
335	3	Olivia Klint Ipsa	2005 KSLS	31.49	_____
755	4	Veera Kivirinta	1995 FINLAND	30.34	_____
553	5	Emelie Fast	2004 SÖDERTÖRN	31.29	_____
56	6	Eva Kummen	2001 LAMBERTSET	32.02	_____
801	7	Kiia Metsäkonkola	2005 SaIU	32.72	_____
764	8	Martta Ruuska	2003 FINLAND	33.23	_____
257	9	Emma Jönsson	2006 HELSINGBORG	33.38	_____

Event 16, 50m Breaststroke Women

ID	Lane	Name	Born Team	Entry time	Heats 5 (12) A flight Start: 11:12
218	0	Sally Olsson	2005 ELFSBORG	33.26	_____
269	1	Ebba Holgersson	2005 HELSINGBORG	32.85	_____
138	2	Clara Rybak-Andersen	2003 GENTOFTE	32.33	_____
163	3	Tina Celik	2001 RUTGER	31.38	_____
101	4	Eneli Jefimova	2006 KALEVI	30.08	_____
756	5	Ida Hulkko	1998 FINLAND	31.18	_____
743	6	Laura Lahtinen	2003 FINLAND	31.58	_____
502	7	Tone Sandsjö	2003 SPÄRVÄGEN	32.69	_____
78	8	Alexandra Hrnčárová	2006 SLOVAKIA	33.18	_____
727	9	Lea Granert	2001 SPIF SF	33.37	_____

Start list

Event 9, 200m Freestyle Men

Sponsor: **Arena**

Heats 7 (10) B flight



WR	1:42.00	Paul Biedermann	1986 Germany (GER)	Rome (ITA)	2009-07-28
ER	1:42.00	Paul Biedermann	1986 Germany (GER)	Rome (ITA)	2009-07-28
SR	1:46.50	Robin Hanson	2001 Spårvägen SF (SWE)	Budapest (HUN)	2021-05-20
MR	1:45.12	Danas Rapsys	1995 Lithuania (LTU)	Stockholm (SWE)	2018-04-06
WA-A	1:47.06				
EJM	1:52.09				
EYOF	1:55.51				

ID	Lane	Name	Born Team	Entry time	Start: 11:15
252	0	Aston Horn	2007 HARNÄS SKU	2:14.07	_____
583	1	Sixten Ersson	2007 TÄBY SIM	2:10.62	_____
473	2	Albin Wassberg	2008 S 77	2:10.00	_____
125	3	Elias Møinichen Alsos	2004 KARMÖY	2:08.94	_____
296	4	Olle Lutgård	2007 JÖNKÖPING	2:08.58	_____
404	5	Arthur Forsfält	2008 MOTALA SS	2:08.73	_____
697	6	Albin Svärd	2007 SK ÄGIR	2:09.41	_____
536	7	Viktor Tjernström	2007 SUNDSVALL	2:10.36	_____
585	8	Troy Sevonen	2008 TÄBY SIM	2:13.57	_____
515	9	Lucas Goulet	2008 SKK	2:15.63	_____

Event 9, 200m Freestyle Men

Heats 8 (10) B flight

ID	Lane	Name	Born Team	Entry time	Start: 11:18
261	0	Ludvig Bartolek	2008 HELSINGBORG	2:08.38	_____
545	1	Felix Tetli	2007 SÖDERTÄLJE	2:07.10	_____
358	2	Casper Kristensen	2005 LANDSKRONA	2:05.87	_____
428	3	Ferdinand Bang	2005 SK NEPTUN	2:05.46	_____
652	4	Filip Lindeberg	2007 VÄSBY SS	2:05.37	_____
373	5	Gustav Karlsson	2007 SK LAXEN	2:05.39	_____
511	6	Felix Norlin	2005 SKK	2:05.79	_____
332	7	Noah Brylski	2008 KSLs	2:06.75	_____
791	8	Onni Rahkonen	2007 SGR	2:07.61	_____
634	9	Axel Lambertsson	2008 VARBERG	2:08.50	_____

Event 9, 200m Freestyle Men

Heats 9 (10) B flight

ID	Lane	Name	Born Team	Entry time	Start: 11:20
336	0	Malte Ljunggren	2006 KSLs	2:04.95	_____
509	1	Hugo Östling	2007 SPÅRVÄGEN	2:04.74	_____
243	2	Hlib Burlaka	2007 GÄVLE SS	2:04.22	_____
433	3	Tobias Lindberg	2005 SK NEPTUN	2:03.25	_____
343	4	Gustaf Wänt	2004 KUNGSBACKA	2:02.89	_____
184	5	Gergely Laszlo Besenyi	2007 ULLENSAKER	2:03.16	_____
328	6	Marcus Bülund	2004 KARLSTAD	2:03.45	_____
341	7	Alejandro Poller	2007 KUNGSBACKA	2:04.56	_____
562	8	Sam Hamzehnejad	2006 SÖDERTÖRN	2:04.81	_____
342	9	Anton Windeman	2006 KUNGSBACKA	2:05.11	_____

Start list

Event 9, 200m Freestyle Men

ID	Lane	Name	Born Team	Entry time	Heats 10 (10) B flight Start: 11:23
579	0	Ludvig Berndtsson	2005 TÄBY SIM	2:02.75	_____
525	1	Samuel Lönnberg-Flores	2008 SKK	2:02.65	_____
366	2	Petter Bergdahl	2005 SK LAXEN	2:01.98	_____
786	3	William Fagerstedt	2005 HELSINGFORS	2:01.33	_____
597	4	Noah Juhlin Fredriksson	2005 TÄBY SIM	2:01.27	_____
273	5	Noah Malmgren	2004 HELSINGBORG	2:01.32	_____
643	6	Alexander Arnö	2005 VÄSBY SS	2:01.56	_____
610	7	Tage Helin	2007 UPSALA S	2:02.05	_____
792	8	Amos Mäkilä	2007 SGR	2:02.75	_____
486	9	Alfred Rosberg	2003 SJÖBO SS	2:02.77	_____

Event 10, 100m Butterfly Women

Heats 7 (10) B flight

Sponsor: **Craft**

CRAFT 

WR	55.48	Sarah Sjöström	1993 Sweden (SWE)	Rio de Janeiro (BRA)	2016-08-07
ER	55.48	Sarah Sjöström	1993 Sweden (SWE)	Rio de Janeiro (BRA)	2016-08-07
SR	55.48	Sarah Sjöström	1993 Södertörns SS (SWE)	Rio de Janeiro (BRA)	2016-08-07
SR14	1:11.79	Pernilla Lindberg	1994 S02 (SWE)	Tokyo (JPN)	2021-08-25
MR	55.68	Sarah Sjöström	1993 Södertörns SS (SWE)	Stockholm (SWE)	2016-03-31
WA-A	58.33				
EJM	1:01.73				
EYOF	1:03.18				

ID	Lane	Name	Born Team	Entry time	Start: 11:27
	0				_____
	1				_____
131	2	Haide Nikelis	2006 KARMÖY	1:05.80 S	_____
229	3	Maya-Li Orrego	2008 ESKILSTUNA	1:17.40	_____
611	4	Tilda Isenstam	2009 UPSALA S	1:13.49	_____
730	5	Evelina Kopparberg	2009 SPIF SF	1:16.58	_____
73	6	Lena Opatril	1999 AUSTRIA	1:03.91 S	_____
598	7	Kateryna Lato	2006 TÄBY SIM	1:06.55 S	_____
	8				_____
	9				_____

Event 10, 100m Butterfly Women

Heats 8 (10) B flight

ID	Lane	Name	Born Team	Entry time	Start: 11:29
297	0	Ebba Pantzar	2009 JÖNKÖPING	1:12.68	_____
519	1	Klara Uddeholt	2009 SKK	1:12.28	_____
615	2	Annahita Kamkar	2008 UPSALA S	1:11.01	_____
36	3	Eva Ulstein	2005 AALESUND	1:09.39	_____
250	4	Isabelle Nilsson	2007 HARNÄS SKU	1:09.32	_____
541	5	Saga Andersson	2006 SÖDERHAMN	1:09.38	_____
569	6	Vera Popova	2006 TUREBERG	1:09.68	_____
276	7	Leia Bergling	2009 JÄRFÄLLA S	1:12.26	_____
822	8	Pernilla Lindberg	1994 S02	1:12.42	S14 - 0
493	9	Gresa Hasi	2008 SMÅLANDSST	1:13.45	_____

Start list

Event 10, 100m Butterfly Women

ID	Lane	Name	Born Team	Entry time	Heats 9 (10) B flight Start: 11:31
523	0	Alma Brorson	2008 SKK	1:09.18	_____
699	1	Arwen Wikström	2006 SK ÄGIR	1:08.76	_____
48	2	Nea Martin	2006 NEXUS	1:08.61	_____
444	3	Anna Eneroth	2007 SK NEPTUN	1:08.21	_____
680	4	Louise Strand	2005 VÄXJÖ SS	1:07.89	_____
251	5	Astrid Lönn	2008 HARNÄS SKU	1:07.97	_____
278	6	Louise Hertegren	2004 JÄRFÄLLA S	1:08.35	_____
640	7	Nina Mirkhan	2006 VÄRNAMO SS	1:08.61	_____
360	8	Linnéa Lindh	2003 LANDSKRONA	1:08.78	_____
773	9	Fia Stenman	2006 FINLAND JR	1:09.24	_____

Event 10, 100m Butterfly Women

ID	Lane	Name	Born Team	Entry time	Heats 10 (10) B flight Start: 11:33
809	0	Mirella Sauhula	2006 ÅSKAU i	1:07.83	_____
659	1	Nina Pavlovic Cano	2004 VÄSBY SS	1:07.71	_____
91	2	Giulia Rossi Bene	2006 FRANCE	1:07.62	_____
371	3	Sophia Röhrle	2007 SK LAXEN	1:07.38	_____
559	4	Stella Svensson	2009 SÖDERTÖRN	1:07.27	_____
183	5	Julia Askland Raanes	2006 TEAM SØR	1:07.30	_____
254	6	Ella Berg	2006 HELSINGBORG	1:07.49	_____
690	7	Josefina Näsén	2005 ÖSA	1:07.68	_____
706	8	Else Jomaa	2004 SS04	1:07.74	_____
409	9	Sara Nyqvist	2003 MASS	1:07.87	_____

Event 11, 100m Breaststroke Men

Heats 7 (11) B flight

Sponsor: **Pahlén**



WR	56.88	Adam Peaty	1994 Great Britain (GBR)	Gwangju (KOR)	2019-07-21
ER	56.88	Adam Peaty	1994 Great Britain (GBR)	Gwangju (KOR)	2019-07-21
SR	1:00.08	Erik Persson	1994 Kungsbacka SS (SWE)	Budapest (hun)	2017-07-23
MR	1:00.03	Lucas Matzerath	2000 SG Frankfurt (GER)	Stockholm (SWE)	2021-04-09
WA-A	59.75				
EJM	1:03.89				
EYOF	1:06.51				

ID	Lane	Name	Born Team	Entry time	Start: 11:36
524	0	Ludvig Axegård	2008 SKK	1:18.71	_____
393	1	Emil Lundkvist	2008 LULEÅ SS	1:17.18	_____
249	2	Albin Glaas	2006 HARNÄS SKU	1:16.27	_____
404	3	Arthur Forsfält	2008 MOTALA SS	1:15.90	_____
240	4	Oliver Sjöberg	2007 FINSPÅNG	1:15.78	_____
684	5	Leon Bocké	2006 ÅKERSBERGA	1:15.84	_____
277	6	Nils Franzen	2008 JÄRFÄLLA S	1:15.92	_____
233	7	Max Schimmel	2009 FALKÖPING	1:17.02	_____
739	8	Benjamin Huasson	2007 RINGSJÖ SK	1:18.67	_____
566	9	Jens Magnusson	2005 SK TRITON	1:08.11 S	_____

Start list

Event 11, 100m Breaststroke Men

ID	Lane	Name	Born Team	Entry time	Heats 8 (11) B flight Start: 11:38
655	0	Leo Jönsson	2007 VÄSBY SS	1:15.53	_____
520	1	Theodor Gladare	2007 SKK	1:15.13	_____
375	2	Oscar Andersson	2007 LIDINGÖ SK	1:14.31	_____
202	3	Bulut Chalashkan	2006 BOTK-RÖNN	1:13.47	_____
420	4	Marcus Lundgren	2006 SK NEPTUN	1:12.52	_____
246	5	Hans Feng	2008 GÖTEBORG	1:12.77	_____
670	6	Isac Mörtstrand	2007 VÄSTERÅS	1:14.18	_____
230	7	Samuel Paulson	2004 ESKILSTUNA	1:14.72	_____
613	8	Lukas Jonsgården	2008 UPSALA S	1:15.41	_____
574	9	Vilgot Hårding-Nordkvist	2008 TYRESÖ SS	1:15.74	_____

Event 11, 100m Breaststroke Men

ID	Lane	Name	Born Team	Entry time	Heats 9 (11) B flight Start: 11:40
596	0	Caspian Humble	2005 TÄBY SIM	1:12.16	_____
683	1	Alwin Edqvist	2006 VÄXJÖ SS	1:11.79	_____
461	2	Wilmer Jakobsson	2008 NKK	1:11.71	_____
419	3	Christos Theodosiadis	2006 SK NEPTUN	1:11.53	_____
457	4	Erik Andersson	2005 NKK	1:11.02	_____
551	5	Filip Antlöv	1998 SÖDERTÖRN	1:11.16	_____
676	6	Adrijan Danqi	2002 VÄXJÖ SS	1:11.57	_____
227	7	Olle Jansten	2007 ESKILSTUNA	1:11.72	_____
805	8	Vilho Tikkanen	2005 Aalto	1:11.85	_____
825	9	Jonathan Olsson Stridh	2006 BOTK-RÖNN	1:12.47	_____

Event 11, 100m Breaststroke Men

ID	Lane	Name	Born Team	Entry time	Heats 10 (11) B flight Start: 11:42
412	0	Uno Härmark	2005 SK NEPTUN	1:10.90	_____
720	1	Jonatan Holmquist	2003 TRELLEBORG	1:10.63	_____
511	2	Felix Norlin	2005 SKK	1:10.31	_____
565	3	Albin Björnström	2007 SK TRITON	1:10.28	_____
636	4	Jack Sjöberg	2005 WISBY SS	1:10.01	_____
33	5	Noah Remøy Kvalsund	2006 AALESUND	1:10.19	_____
345	6	William Hörgren	2007 KUNGSBACKA	1:10.30	_____
667	7	Olle Halvarsson	2006 VÄSTERÅS	1:10.40	_____
492	8	Anton Svensson	2001 SKÖVDE SS	1:10.85	_____
453	9	Alvin Eriksson	2003 NKK	1:10.93	_____

Event 11, 100m Breaststroke Men

ID	Lane	Name	Born Team	Entry time	Heats 11 (11) B flight Start: 11:44
454	0	Amir Pehlivanovic	2004 NKK	1:09.82	_____
661	1	Ragnar Simonsson	2004 VÄSBY SS	1:09.74	_____
127	2	Eskil Solberg Holm	2004 KARMÖY	1:09.26	_____
548	3	Elton Franzén Söderberg	2006 SÖDERTÄLJE	1:09.06	_____
107	4	Airon Pajula	2007 KALEVI	1:08.65	_____
741	5	Vincent Hua	2004 RINGSJÖ SK	1:08.88	_____
533	6	Jonathan Nilsson	2003 SUNDSVALL	1:09.14	_____
645	7	Carl Göransson	2000 VÄSBY SS	1:09.56	_____
294	8	Felix Sandstedt	2007 JÖNKÖPING	1:09.78	_____
303	9	David Bergqvist	2005 JÖNKÖPING	1:09.83	_____

Start list

Event 13, 100m Butterfly Men

Sponsor: **Arena**

Heats 7 (9) B flight



WR	49.45	Caeleb Dressel	1996 USA (USA)	Tokyo (JPN)	2021-07-31
ER	49.68	Kristof Milak	2000 Hungary (HUN)	Tokyo (JPN)	2021-07-31
SR	52.00	Lars Frölander	1974 Sundsvalls SS (SWE)	Sydney (aus)	2000-09-22
MR	52.12	Philip Heintz	1991 SV Nikar Heidelberg (GER)	Stockholm (SWE)	2017-04-09
WA-A	51.96				
EJM	54.93				
EYOF	56.83				

ID	Lane	Name	Born Team	Entry time	Start: 11:46
739	0	Benjamin Huasson	2007 RINGSJÖ SK	1:07.67	_____
655	1	Leo Jönsson	2007 VÄSBY SS	1:06.75	_____
279	2	Martin Löf	2008 JÄRFÄLLA S	1:06.30	_____
634	3	Axel Lambertsson	2008 VARBERG	1:05.51	_____
491	4	Björn Johansson	2009 SKÖVDE SS	1:04.78	_____
31	5	Olve Bjørndal Forås	2006 AALESUND	1:04.83	_____
189	6	Peder Voksøy-Breivik	2007 ULLENSAKER	1:05.51	_____
314	7	Samuel Strålman	2008 KALMAR SS	1:06.54	_____
473	8	Albin Wassberg	2008 S 77	1:07.09	_____
261	9	Ludvig Bartolek	2008 HELSINGBORG	1:07.95	_____

Event 13, 100m Butterfly Men

Heats 8 (9) B flight

ID	Lane	Name	Born Team	Entry time	Start: 11:48
641	0	Albin Tallbäck	2005 VÄRNAMO SS	1:04.06	_____
87	1	Clemens Hartung	2008 LEIPZIG	1:03.95	_____
355	2	Ludvig Hoff	2005 LANDSKRONA	1:03.69	_____
652	3	Filip Lindeberg	2007 VÄSBY SS	1:03.33	_____
551	4	Filip Antlöv	1998 SÖDERTÖRN	1:02.91	_____
341	5	Alejandro Poller	2007 KUNGSBACKA	1:03.30	_____
697	6	Albin Svärd	2007 SK ÄGIR	1:03.45	_____
516	7	Alexander Bouchet	2007 SKK	1:03.70	_____
296	8	Olle Lutgård	2007 JÖNKÖPING	1:04.04	_____
670	9	Isac Mörtstrand	2007 VÄSTERÅS	1:04.23	_____

Event 13, 100m Butterfly Men

Heats 9 (9) B flight

ID	Lane	Name	Born Team	Entry time	Start: 11:50
30	0	Pedro Johan Gulpan Aure	2005 AALESUND	1:02.70	_____
593	1	Eric Risland	2006 TÄBY SIM	1:01.79	_____
678	2	Theo Ståhle	2006 VÄXJÖ SS	1:01.27	_____
423	3	Theo Djuphammar	2005 SK NEPTUN	1:01.12	_____
632	4	Malte Almqvist	2004 VARBERG	1:00.91	_____
273	5	Noah Malmgren	2004 HELSINGBORG	1:01.02	_____
125	6	Elias Møinichen Alsos	2004 KARMÖY	1:01.24	_____
741	7	Vincent Hua	2004 RINGSJÖ SK	1:01.77	_____
456	8	David Ullstrand	2005 NKK	1:02.20	_____
610	9	Tage Helin	2007 UPSALA S	1:02.78	_____

Start list

Event 14, 100m Backstroke Women

Heats 7 (11) B flight

Sponsor: **Craft**

CRAFT 

WR	57.45	Kaylee McKeown	2001 Australia (AUS)	Adelaide (AUS)	2021-06-13
ER	58.08	Kathleen Dawson	1997 Great Britain (GBR)	Budapest (HUN)	2021-05-23
SR	59.62	Michelle Coleman	1993 Spårvägen SF (SWE)	Rome (ITA)	2021-06-26
SR14	1:13.29	Pernilla Lindberg	1994 S02 (SWE)	Madeira (POR)	2022-06-18
MR	59.83	Louise Hansson	1996 Helsingborgs Simsällskap	Stockholm (SWE)	2022-04-10
WA-A	1:00.59				
EJM	1:04.19				
EYOF	1:05.73				

ID	Lane	Name	Born Team	Entry time	Start: 11:53
26	0	Serina Marie Grøndal	2007 FRISINN	1:18.04	_____
28	1	Marte Olsen	2008 FRISINN	1:17.09	_____
25	2	Mathilde Winterstø Egeli	2007 FRISINN	1:15.45	_____
665	3	Edith Lindgren	2009 VÄSBY SS	1:14.46	_____
256	4	Kerstin Cederlund	2006 HELSINGBORG	1:13.65	_____
584	5	Lovisa Silverbratt	2009 TÄBY SIM	1:13.92	_____
129	6	Kaja Krawiec	2005 KARMÖY	1:15.01	_____
822	7	Pernilla Lindberg	1994 S02	1:15.53	S14 - 0
617	8	Inez Lundqvist	2009 UPSALA S	1:17.41	_____
9					_____

Event 14, 100m Backstroke Women

Heats 8 (11) B flight

ID	Lane	Name	Born Team	Entry time	Start: 11:55
600	0	Hedda Härning-Nilsson	2008 TÄBY SIM	1:13.26	_____
280	1	Thea Lindberg Emilsson	2009 JÄRFÄLLA S	1:13.04	_____
297	2	Ebba Pantzar	2009 JÖNKÖPING	1:12.77	_____
544	3	Julia Ottosson	2006 SÖDERTÄLJE	1:12.28	_____
295	4	Lova Rubensson	2008 JÖNKÖPING	1:11.91	_____
324	5	Moa Granzell	2008 KARLSTAD	1:12.22	_____
554	6	Filippa Hanikat	2007 SÖDERTÖRN	1:12.51	_____
605	7	Bella Prytz	2008 UMEÅ SS	1:12.82	_____
518	8	Emilia Säther	2008 SKK	1:13.10	_____
215	9	Ellen Johansson	2008 ELFSBORG	1:13.63	_____

Event 14, 100m Backstroke Women

Heats 9 (11) B flight

ID	Lane	Name	Born Team	Entry time	Start: 11:57
550	0	Alva Qvist	2006 SÖDERTÖRN	1:11.81	_____
730	1	Evelina Kopparberg	2009 SPIF SF	1:11.68	_____
483	2	Nellie Björkqvist	2007 SJÖBO SS	1:11.65	_____
472	3	Febe Westerdahl	2006 S 71	1:11.26	_____
255	4	Hilda Hou Vasiliagou	2006 HELSINGBORG	1:11.16	_____
549	5	Ellinor Eldh	2006 SÖDERTÖRN	1:11.24	_____
677	6	Agnes Pehrsson	2007 VÄXJÖ SS	1:11.30	_____
559	7	Stella Svensson	2009 SÖDERTÖRN	1:11.66	_____
462	8	Signe Malmberg	2008 OSBY SS	1:11.70	_____
446	9	Lovisa Lindberg	2007 SK NEPTUN	1:11.89	_____

Start list

Event 14, 100m Backstroke Women

ID	Lane	Name	Born Team	Entry time	Heats 10 (11) B flight
306	0	Klara Torén	2006 JÖNKÖPING	1:11.05	Start: 11:59
806	1	Helmi Heinonen	2002 ÅSKAUİ	1:10.96	_____
471	2	Freja Malmgren	2007 S 71	1:10.75	_____
479	3	Elsa Jelvestam Petersson	2007 S02	1:10.68	_____
765	4	Mirelle Hirsiniemi	2007 FINLAND JR	1:10.57	_____
379	5	Klara Klingberg	2006 LIDINGÖ SK	1:10.60	_____
810	6	Saga Räikkönen	2008 ÅSKAUİ	1:10.72	_____
260	7	Alice Christensen	2008 HELSINGBORG	1:10.87	_____
624	8	Iris Thorngren	2008 UPSALA S	1:10.97	_____
236	9	Alva Granzell	2006 FALUN	1:11.10	_____

Event 14, 100m Backstroke Women

ID	Lane	Name	Born Team	Entry time	Heats 11 (11) B flight
690	0	Josefina Näsén	2005 ÖSA	1:10.54	Start: 12:01
27	1	Agnes Bryne Narvestad	2004 FRISINN	1:10.38	_____
212	2	Emmy Fjeld	2006 ELFSBORG	1:10.33	_____
323	3	Sara Sjölander	2006 KARLSTAD	1:10.17	_____
321	4	Miranda Wahlstedt	2006 KARLSTAD	1:10.06	_____
344	5	Olivia Staafgård	2007 KUNGSBACKA	1:10.06	_____
329	6	Signe Lindberg	2008 KARLSTAD	1:10.18	_____
104	7	Polina Timofejeva	2005 KALEVI	1:10.35	_____
813	8	Edith Wallberg	2007 BOLLNÄS SS	1:10.45	_____
798	9	Inka Vahtola	2005 CETUS	1:10.55	_____

Event 15, 50m Backstroke Men

Sponsor: **Pahlén**



WR	23.71	Hunter Armstrong	2000 USA (USA)	Greensboro (USA)	2022-04-28
ER	23.80	Kliment Kolesnikov	2000 Russia (RUS)	Budapest (HUN)	2021-05-18
SR	25.10	Björn Seeliger	2000 Stockholms KK (SWE)	Linköping (SWE)	2022-07-01
MR	24.49	Robert-Andrei Glinta	1997 Romainia (ROU)	Stockholm (SWE)	2022-04-10
WA-A	25.16				

ID	Lane	Name	Born Team	Entry time	Start: 12:04
	0				_____
330	1	Valentin Alberge	1993 KLIPPAN	28.75 S	_____
315	2	Anes Alagic	2008 KALMAR SS	34.04	_____
526	3	Anders Watanabe	2008 SKK	32.76	_____
542	4	Elis Nilsson	2010 SÖDERHAMN	32.08	_____
613	5	Lukas Jonsgården	2008 UPSALA S	32.13	_____
232	6	Max Lind	2007 FALKÖPING	32.85	_____
331	7	Daniel Lundahl	1991 KLIPPAN	27.77 S	_____
	8				_____
	9				_____

Start list

Event 15, 50m Backstroke Men

ID	Lane	Name	Born Team	Entry time	Heats 7 (11) B flight Start: 12:05
567	0	Victor Borg	2005 SK TRITON	31.71	_____
635	1	Hilmer Bergman	2007 WISBY SS	31.30	_____
631	2	Måns Bengtsson	2006 VARBERG	30.99	_____
520	3	Theodor Gladare	2007 SKK	30.87	_____
87	4	Clemens Hartung	2008 LEIPZIG	30.81	_____
720	5	Jonatan Holmquist	2003 TRELLEBORG	30.81	_____
489	6	Arvid Löwenborg	2007 SKURU IK	30.98	_____
288	7	Henry Israelsson	2006 JÄRFÄLLA S	31.04	_____
696	8	Lias Sandström	2007 SK ÄGIR	31.69	_____
612	9	Simon Jansson	2007 UPSALA S	31.73	_____

Event 15, 50m Backstroke Men

ID	Lane	Name	Born Team	Entry time	Heats 8 (11) B flight Start: 12:06
609	0	Malte Franzén	2007 UPSALA S	30.52	_____
634	1	Axel Lambertsson	2008 VARBERG	30.30	_____
358	2	Casper Kristensen	2005 LANDSKRONA	30.23	_____
641	3	Albin Tallbäck	2005 VÄRNAMO SS	30.21	_____
345	4	William Hörgren	2007 KUNGSBACKA	30.09	_____
625	5	Adam Wahlberg	2006 UPSALA S	30.13	_____
378	6	Maxim Jelagin	2005 LIDINGÖ SK	30.22	_____
355	7	Ludvig Hoff	2005 LANDSKRONA	30.26	_____
252	8	Aston Horn	2007 HARNÄS SKU	30.31	_____
90	9	Marcel Leontyev	2007 LEIPZIG	30.77	_____

Event 15, 50m Backstroke Men

ID	Lane	Name	Born Team	Entry time	Heats 9 (11) B flight Start: 12:07
35	0	Storm Strømsholm Pedersen	2006 AALESUND	29.91	_____
222	1	Lowe Stenberg	2006 ELFSBORG	29.75	_____
370	2	Emil Wannem	2006 SK LAXEN	29.60	_____
663	3	William Malmborg	2003 VÄSBY SS	29.56	_____
718	4	Marcus Östblom	2005 UDDEVALLA	29.52	_____
737	5	Oliver Rasool	2003 SPIF SF	29.53	_____
312	6	Viktor Henrysson	2003 JÖNKÖPING	29.56	_____
423	7	Theo Djuphammar	2005 SK NEPTUN	29.75	_____
729	8	Ali Jaafar	1998 SPIF SF	29.79	_____
313	9	Szymon Machaj	2006 KALMAR SS	29.95	_____

Event 15, 50m Backstroke Men

ID	Lane	Name	Born Team	Entry time	Heats 10 (11) B flight Start: 12:09
566	0	Jens Magnusson	2005 SK TRITON	29.39	_____
491	1	Björn Johansson	2009 SKÖVDE SS	29.33	_____
575	2	Anton Kanth	2004 TYRESÖ SS	29.28	_____
458	3	Jacob Hellman	2006 NKK	29.24	_____
364	4	Axel Wergeland	2006 LANDSKRONA	29.15	_____
459	5	William Norén	2006 NKK	29.16	_____
722	6	Josef Al-Khalili	2000 SPIF SF	29.24	_____
731	7	Gustav Niring	2004 SPIF SF	29.30	_____
740	8	Anthon Huasson	2004 RINGSJÖ SK	29.37	_____
632	9	Malte Almqvist	2004 VARBERG	29.45	_____

Start list

Event 15, 50m Backstroke Men

ID	Lane	Name	Born Team	Entry time	Heats 11 (11) B flight Start: 12:10
579	0	Ludvig Berndtsson	2005 TÄBY SIM	29.08	_____
418	1	Aksel Hillerström Vagli	2006 SK NEPTUN	28.94	_____
486	2	Alfred Rosberg	2003 SJÖBO SS	28.92	_____
32	3	Andres Nikolas Kobbevik	2005 AALESUND	28.87	_____
666	4	Gustav Ulfvebrand	2003 VÄSTERÅS	28.79	_____
539	5	Felix Rosenkvist	2004 SK SYDSIM	28.82	_____
645	6	Carl Göransson	2000 VÄSBY SS	28.90	_____
608	7	Ludvig Glantz	2006 UPSALA S	28.93	_____
352	8	Alfred Christensson	1998 LANDSKRONA	29.04	_____
275	9	Gustaf Stokholm	2004 HELSINGBORG	29.10	_____

Event 16, 50m Breaststroke Women

Heats 6 (12) B flight

Sponsor: **Malmsten**



WR	29.30	Benedetta Pilato	2005 Italy (ITA)	Budapest (HUN)	2021-05-22
ER	29.30	Benedetta Pilato	2005 Italy (ITA)	Budapest (HUN)	2021-05-22
SR	30.05	Jennie Johansson	1988 SK Neptun (SWE)	Kazan (RUS)	2015-08-09
MR	30.13	Ruta Meilutyte	1997 Plymouth Leander (LTU)	Stockholm (SWE)	2016-03-31
WA-A	31.02				

ID	Lane	Name	Born Team	Entry time	Start: 12:12
	0				_____
	1				_____
	2				_____
52	3	Karola Paju	2008 VIIMSI	35.61 S	_____
465	4	Hanna Bergman	2001 POSEIDON	31.13 S	_____
319	5	Siri Lindén	2005 KARLSKRONA	34.13 S	_____
	6				_____
	7				_____
	8				_____
	9				_____

Event 16, 50m Breaststroke Women

Heats 7 (12) B flight

ID	Lane	Name	Born Team	Entry time	Start: 12:13
161	0	Jillian Ruffner	2004 RUTGER	41.18	_____
627	1	Ebba Johansson	2009 VARBERG	39.47	_____
410	2	Frida Olofsson	2004 MASS	38.43	_____
733	3	Thea Severinsson	2008 SPIF SF	38.11	_____
53	4	Krisete Elisabet Tamm	2008 VIIMSI	37.93	_____
285	5	Olivia Larsson	2007 JÄRFÄLLA S	38.06	_____
669	6	Elin Rimskog	2008 VÄSTERÅS	38.25	_____
695	7	Juni D. Linder	2008 SK ÄGIR	39.04	_____
464	8	Miranda Henriksson	2009 PITEÅ SIM	40.25	_____
	9				_____

Start list

Event 16, 50m Breaststroke Women

ID	Lane	Name	Born Team	Entry time	Heats 8 (12) B flight Start: 12:15
286	0	Felicia Göthberg	2004 JÄRFÄLLA S	37.59	_____
638	1	Elsa Dahlberg	2008 VÄRNAMO SS	37.49	_____
480	2	Amanda Nordberg	2008 S02	37.38	_____
346	3	Zoe Kanen	2007 KUNGSBACKA	37.02	_____
371	4	Sophia Röhrle	2007 SK LAXEN	36.83	_____
205	5	Ebba Rosenberg	2007 BÅLSTA SK	36.92	_____
29	6	Christina Langseth Vinterhus	2008 FRISINN	37.09	_____
349	7	Emma Maric	2007 LANDSKRONA	37.39	_____
682	8	Towe Andersson	2005 VÄXJÖ SS	37.57	_____
532	9	Astrid Newsham	2008 SUNDSVALL	37.76	_____

Event 16, 50m Breaststroke Women

ID	Lane	Name	Born Team	Entry time	Heats 9 (12) B flight Start: 12:16
560	0	Emma Johanson	2008 SÖDERTÖRN	36.73	_____
234	1	Nelly Antlöv	2002 FALUN	36.50	_____
787	2	Peppi Vesalainen	2004 HELSINGFORS	36.39	_____
725	3	Malin Ekstrand	2002 SPIF SF	36.14	_____
34	4	Selma Remøy Kvalsund	2008 AALESUND	36.02	_____
543	5	Moa Forsgren	2008 SÖDERTÄLJE	36.05	_____
568	6	Anna Jörgensen	2007 SK TRITON	36.25	_____
291	7	Eline Finne	2007 JÄRFÄLLA S	36.46	_____
260	8	Alice Christensen	2008 HELSINGBORG	36.67	_____
614	9	Saga Jägare	2010 UPSALA S	36.79	_____

Event 16, 50m Breaststroke Women

ID	Lane	Name	Born Team	Entry time	Heats 10 (12) B flight Start: 12:17
241	0	Helmi Swanson	2004 GÄVLE SS	36.00	_____
452	1	Maja Modin	2008 NJURUNDA	35.98	_____
601	2	Lily Dymling	2009 TÄBY SIM	35.95	_____
711	3	Sara Arnö	2004 SS04	35.87	_____
416	4	Malva Eriksson	2006 SK NEPTUN	35.70	_____
308	5	Jessika Watanabe	2006 JÖNKÖPING	35.87	_____
818	6	Ebba Wikström	2006 HÄRNÖSAND	35.91	_____
472	7	Febe Westerdahl	2006 S 71	35.97	_____
306	8	Klara Torén	2006 JÖNKÖPING	36.00	_____
712	9	Sofia Bäckström	2004 SS04	36.01	_____

Event 16, 50m Breaststroke Women

ID	Lane	Name	Born Team	Entry time	Heats 11 (12) B flight Start: 12:19
675	0	Matilda Olausson	2004 VÄSTERÅS	35.54	_____
339	1	Elin Billström	2008 KUNGSBACKA	35.47	_____
443	2	Amelia Gustafsson	2006 SK NEPTUN	35.31	_____
485	3	Sofie Jönsson	2007 SJÖBO SS	35.30	_____
317	4	Tea Gladher	2000 KARLSKRONA	35.19	_____
498	5	Alexandra Alkas Alias	2006 SPÅRVÄGEN	35.24	_____
687	6	Ellen Jörstad	2007 ÖSA	35.31	_____
629	7	Stella Warborn	2003 VARBERG	35.42	_____
414	8	Ella Gunnarsson	2006 SK NEPTUN	35.54	_____
628	9	Alva Tingstorp	2005 VARBERG	35.66	_____

Start list

Event 16, 50m Breaststroke Women

ID	Lane	Name	Born Team	Entry time	Heats 12 (12) B flight Start: 12:20
481	0	Klara Sillerström	2003 SO2	35.14	_____
323	1	Sara Sjölander	2006 KARLSTAD	34.91	_____
523	2	Alma Brorson	2008 SKK	34.80	_____
639	3	Hilma Ihreborn	2005 VÄRNAMO SS	34.77	_____
368	4	Amanda Thom	2005 SK LAXEN	34.73	_____
703	5	Wilma Danielsson	2006 SS04	34.76	_____
413	6	Alice Stenbeck	2006 SK NEPTUN	34.78	_____
304	7	Hanna Persson	2004 JÖNKÖPING	34.85	_____
721	8	Erma Duratovic	2005 TRELLEBORG	34.99	_____
701	9	Therese Baltzarsson	2001 SS04	35.16	_____

Event 17, 1500m Freestyle Men

Sponsor: **Arena**

Timed Finals 1 (4)



WR	14:31.02	Sun Yang	1991 China (CHN)	London (GBR)	2012-08-04
ER	14:32.80	Gregorio Paltrinieri	1994 Italy (ITA)	Budapest (HUN)	2022-06-25
SR	14:58.79	Victor Johansson	1998 Jönköpings SS (SWE)	Linköping (SWE)	2022-07-02
MR	14:40.69	Florian Wellbrock	1997 SC Magdeburg (GER)	Stockholm (SWE)	2018-04-06
WA-A	15:04.64				
EJM	16:10.22				
EYOF	16:27.56				

ID	Lane	Name	Born Team	Entry time	Start: 12:22
524	0	Ludvig Axegård	2008 SKK	18:11.73	_____
258	1	Victor Sandrup	2007 HELSINGBORG	17:41.85	_____
545	2	Felix Tetli	2007 SÖDERTÄLJE	17:27.30	_____
509	3	Hugo Östling	2007 SPÅRVÄGEN	17:19.23	_____
728	4	Pijus Guvenius	2003 SPIF SF	17:11.29	_____
713	5	Kalle Voigt	2001 SS04	17:19.09	_____
585	6	Troy Sevonen	2008 TÄBY SIM	17:26.62	_____
120	7	Emil Oseland Heigre	2006 BRYNE SK	17:28.18	_____
336	8	Malte Ljunggren	2006 KSLs	17:49.20	_____
473	9	Albin Wassberg	2008 S 77	18:20.26	_____

Event 17, 1500m Freestyle Men

Timed Finals 2 (4)

ID	Lane	Name	Born Team	Entry time	Start: 12:41
325	0	Erik Pellfolk	2005 KARLSTAD	17:09.00	_____
455	1	Carl Bönemark	2006 NKK	17:05.89	_____
343	2	Gustaf Wänt	2004 KUNGSBACKA	17:02.69	_____
374	3	Axel Gustavsson	2005 LIDINGÖ SK	16:55.30	_____
387	4	Henrik Lidström	2003 LASS	16:46.63	_____
527	5	Jonatan Eriksson	2006 SKK	16:49.52	_____
272	6	Hilding Hallberg	2005 HELSINGBORG	17:02.48	_____
305	7	Max Grubestic	2004 JÖNKÖPING	17:03.52	_____
422	8	Vincent Nordlander	2007 SK NEPTUN	17:06.70	_____
497	9	Viktor Dahlberg	2005 SPÅRVÄGEN	17:09.56	_____

Start list

Event 17, 1500m Freestyle Men

ID	Lane	Name	Born Team	Entry time	Timed Finals 3 (4) Start: 12:59
819	0	Rasmus Skyving	2003 VÄSBY SS	16:45.45	_____
623	1	Mikael Söderberg	2003 UPSALA S	16:37.66	_____
283	2	John Zetterqvist	2004 JÄRFÄLLA S	16:27.97	_____
508	3	Adam Karlsson	2000 SPÅRVÄGEN	16:25.65	_____
68	4	Birk Lee Johansen	2002 TEAM SØR	15:59.52	_____
124	5	Oliver Danielsen	2005 KONGSTEN	16:12.44	_____
301	6	Ted Wiker	2004 JÖNKÖPING	16:26.66	_____
121	7	Sverre Junge	2005 BRYNE SK	16:32.40	_____
108	8	Mark Iltsisin	2006 KALEVI	16:38.10	_____
253	9	Viggo Holst	2006 HELSINGBORG	16:45.70	_____